

World Shooting Para Sport

Appendices 1-10



Table of contents

<u>Appendix Number</u>	<u>Page Numbers</u>
Appendix 1 – Table of Requirements & Competition Designation	2-6
Appendix 2 – Approved Competition Requirements	7-8
Appendix 3 – Sanctioned Competition Requirements	9-15
Appendix 4 – Bib Templates	16-17
Appendix 5 – Equipment Control Sheet	18
Appendix 6 – Trigger Extension & Adaptations	19-22
Appendix 7 – SH2 Support Stands & Parts Drawings	23-25
Appendix 8 – P5 10m Air Pistol Standard	26-31
Appendix 9 – Falling Target Draw Programme	32
Appendix 10 – Athlete Epilepsy Declaration	33
Appendix 11 – VI Shooting Technical Specifications	34-37
Appendix 12 – Mixed Team Competitions	38-43

International Paralympic Committee

Adenauerallee 212-214 Tel. +49 228 2097-195
53113 Bonn, Germany Fax +49 228 2097-209

<https://www.paralympic.org/shooting>

APPENDIX 1

Requirements and designation of competitions

1 General requirements

	Level 3 IPC competitions	Level 2 World Shooting Para Sport (WSPS) Sanctioned Competitions	Level 1 World Shooting Para Sport (WSPS) Approved Competitions
Legal terms of reference	Host Contract, Memorandum Of Understanding (MOU)	Application and Agreement of Competition Guidelines	Competition Application
Athlete licensing	All participating athletes must be licensed	All participating athletes must be licensed	All participating athletes must be licensed
Results recognition	Results are recognised for MQS, Rankings and Records	Results are recognised for MQS, Rankings and Records	Results are recognised for MQS, but are not recognised for Rankings or Records
Fee	Application and Signing fees	Sanctioning fee	Approval fee
Officiating	Technical Delegate required, full panel of International Technical Officials required	Technical Delegate required, full panel of International Technical Officials required	Technical Delegate/Chief Judge required; panel of International Technical Officials as prescribed
Results, Timing, Scoring (RTS)	Full International panels required	Full International panels required, or as prescribed by World Shooting Para Sport	Full International panels preferred, or as prescribed by World Shooting Para Sport
Doping control	IPC results management subject to Doping Control Agreement	IPC results management subject to Doping Control Agreement	Run under National Jurisdiction or Major Event Organiser Jurisdiction, Education encouraged
Media and communications	Service Level Agreement between IPC and LOC	Service Level Agreement between IPC and LOC	No set requirements
Broadcasting	(PG) – Games Broadcasting strategy applies (WCH, RCH) – Broadcasting agreement between IPC and LOC	Broadcasting agreement between IPC and LOC, where applicable	No set requirements

APPENDIX 1

Requirements and designation of competitions

	Level 3	Level 2	Level 1
Branding	(PG) - Games Branding policies (WCH,RCH) – Branding guidelines apply, World Shooting Para Sport logo, branding and official competition title usage is mandatory	Branding guidelines apply. Usage of World Shooting Para Sport logo, branding, and official competition title (“[City][Year] World Shooting Para Sport [World Cup/Grand Prix]”) is mandatory	“World Shooting Para Sport Approved Competition” alongside the competition name
Commercial rights	(PG) – Games Marketing condition apply (WCH, RCH) – Commercial rights granted to LOC, LOC to offer first right of refuse IPC partners, IPC retains% of Marketing inventory	Commercial rights granted to LOC, LOC to offer first right of refuse IPC partners, IPC retains% of Marketing inventory	No set requirements
Publications	To be approved by WSPS	To be approved by WSPS	No set requirements but should be approved by WSPS where possible
Protocol	Protocol Guidelines apply	Protocol Guidelines apply	No set requirements
Services	Standards apply as set out in Manuals, Guidelines and/or MOU	Standards apply as set out in Competition Guidelines	Standards set by LOC
Look	To be directed and approved by IPC	To be approved by IPC	No set requirements
Technology	PRIS requirements apply, OVR must be supplied through Games or World Shooting Para Sport supplier	OVR must be supplied through World Shooting Para Sport supplier	OVR supplied through LOC’s Competition supplier
Research	IPC Research protocols apply	IPC Research protocols apply	IPC Research protocols apply

APPENDIX 1

Requirements and designation of competitions

2 Specific requirements

	Level 3 IPC competitions		Level 2 World Shooting Para Sport Sanctioned Competitions	Level 1 World Shooting Para Sport Approved Competitions
	<i>Paralympic Games</i>	<i>World Championships</i>	<i>World Cups/Grand Prix</i>	<i>International Competitions</i>
Events programme	Set by World Shooting Para Sport	Programme 1 is mandatory	World Cup: Programme 1 Grand Prix: Programme 2 or 3	Programme 1, 2, or 3
Entry level	Direct Slots 2 MQS for 1st event 1MQS for additional event(s)	1 MQS per event	No MQS required	No MQS required
Event viability (min. number of countries per event)	No less than 4 per event	No less than 4 per event	Individual events: no less than 4; Team events: no less than 3	No less than 3 per event
Output	Results Records Rankings MQS	Results Records Rankings MQS Direct Slots (World Championships)	Results Records Rankings MQS Direct Slots (<i>if World Cup is designated for Paralympic Direct Allocation</i>)	Results MQS
Finals	In all events	In all Paralympic events	In all Paralympic events	In all Paralympic events
Electronic targets and results services from Official Target and Results Provider	Mandatory	Mandatory	Mandatory	Optional

APPENDIX 1

Requirements and designation of competitions

	Level 3 (Paralympic Games)	Level 3 (Championships)	Level 2	Level 1																																																																								
Technical Delegate	Mandatory	Mandatory	Mandatory	Programme 1: Mandatory Programme 2/3: only Chief Judge																																																																								
International Technical Officials (ITOs)	<table border="1"> <thead> <tr> <th>Role</th> <th>No. of ITOs</th> </tr> </thead> <tbody> <tr> <td>Technical Delegate</td> <td>1</td> </tr> <tr> <td>Pistol Jury</td> <td>3</td> </tr> <tr> <td>Rifle Jury</td> <td>3</td> </tr> <tr> <td>Equipment Control Jury</td> <td>1</td> </tr> <tr> <td>RTS Jury</td> <td>3</td> </tr> <tr> <td>Jury of Appeal</td> <td>1</td> </tr> <tr> <td>Total Appointed By WSPS:</td> <td>12 ITOs</td> </tr> </tbody> </table>	Role	No. of ITOs	Technical Delegate	1	Pistol Jury	3	Rifle Jury	3	Equipment Control Jury	1	RTS Jury	3	Jury of Appeal	1	Total Appointed By WSPS:	12 ITOs	<table border="1"> <thead> <tr> <th>Role</th> <th>No. of ITOs</th> </tr> </thead> <tbody> <tr> <td>Technical Delegate</td> <td>1</td> </tr> <tr> <td>Pistol Jury</td> <td>3</td> </tr> <tr> <td>Rifle Jury</td> <td>3</td> </tr> <tr> <td>Equipment Control Jury</td> <td>1</td> </tr> <tr> <td>RTS Jury</td> <td>3</td> </tr> <tr> <td>Jury of Appeal</td> <td>1</td> </tr> <tr> <td>Total Appointed By WSPS:</td> <td>12 ITOs</td> </tr> </tbody> </table>	Role	No. of ITOs	Technical Delegate	1	Pistol Jury	3	Rifle Jury	3	Equipment Control Jury	1	RTS Jury	3	Jury of Appeal	1	Total Appointed By WSPS:	12 ITOs	<p>World Cup:</p> <table border="1"> <thead> <tr> <th>Role</th> <th>No. of ITOs</th> </tr> </thead> <tbody> <tr> <td>Technical Delegate</td> <td>1</td> </tr> <tr> <td>Pistol Jury</td> <td>2</td> </tr> <tr> <td>Rifle Jury</td> <td>2</td> </tr> <tr> <td>Equipment Control Jury</td> <td>1</td> </tr> <tr> <td>RTS Jury</td> <td>2</td> </tr> <tr> <td>Chair of Juries</td> <td>1</td> </tr> <tr> <td>Total Appointed By WSPS:</td> <td>9 ITOs</td> </tr> </tbody> </table> <p>Grand Prix:</p> <table border="1"> <thead> <tr> <th>Role</th> <th>No. of ITOs</th> </tr> </thead> <tbody> <tr> <td>Technical Delegate</td> <td>1</td> </tr> <tr> <td>Combined Jury</td> <td>2</td> </tr> <tr> <td>Total Appointed By WSPS:</td> <td>3 ITOs</td> </tr> </tbody> </table>	Role	No. of ITOs	Technical Delegate	1	Pistol Jury	2	Rifle Jury	2	Equipment Control Jury	1	RTS Jury	2	Chair of Juries	1	Total Appointed By WSPS:	9 ITOs	Role	No. of ITOs	Technical Delegate	1	Combined Jury	2	Total Appointed By WSPS:	3 ITOs	<p>Programme 1:</p> <table border="1"> <thead> <tr> <th>Role</th> <th>No. of ITOs</th> </tr> </thead> <tbody> <tr> <td>Technical Delegate (Jury of Appeal Chief Judge)</td> <td>1</td> </tr> <tr> <td>Combined Jury</td> <td>2</td> </tr> <tr> <td>Total Appointed By WSPS:</td> <td>3 ITOs</td> </tr> </tbody> </table> <p>Programme 2 or 3:</p> <table border="1"> <thead> <tr> <th>Role</th> <th>No. of ITOs</th> </tr> </thead> <tbody> <tr> <td>Chief Judge</td> <td>1</td> </tr> <tr> <td>Combined Jury</td> <td>2</td> </tr> <tr> <td>Total Appointed By WSPS:</td> <td>3 ITOs</td> </tr> </tbody> </table>	Role	No. of ITOs	Technical Delegate (Jury of Appeal Chief Judge)	1	Combined Jury	2	Total Appointed By WSPS:	3 ITOs	Role	No. of ITOs	Chief Judge	1	Combined Jury	2	Total Appointed By WSPS:	3 ITOs
Role	No. of ITOs																																																																											
Technical Delegate	1																																																																											
Pistol Jury	3																																																																											
Rifle Jury	3																																																																											
Equipment Control Jury	1																																																																											
RTS Jury	3																																																																											
Jury of Appeal	1																																																																											
Total Appointed By WSPS:	12 ITOs																																																																											
Role	No. of ITOs																																																																											
Technical Delegate	1																																																																											
Pistol Jury	3																																																																											
Rifle Jury	3																																																																											
Equipment Control Jury	1																																																																											
RTS Jury	3																																																																											
Jury of Appeal	1																																																																											
Total Appointed By WSPS:	12 ITOs																																																																											
Role	No. of ITOs																																																																											
Technical Delegate	1																																																																											
Pistol Jury	2																																																																											
Rifle Jury	2																																																																											
Equipment Control Jury	1																																																																											
RTS Jury	2																																																																											
Chair of Juries	1																																																																											
Total Appointed By WSPS:	9 ITOs																																																																											
Role	No. of ITOs																																																																											
Technical Delegate	1																																																																											
Combined Jury	2																																																																											
Total Appointed By WSPS:	3 ITOs																																																																											
Role	No. of ITOs																																																																											
Technical Delegate (Jury of Appeal Chief Judge)	1																																																																											
Combined Jury	2																																																																											
Total Appointed By WSPS:	3 ITOs																																																																											
Role	No. of ITOs																																																																											
Chief Judge	1																																																																											
Combined Jury	2																																																																											
Total Appointed By WSPS:	3 ITOs																																																																											
Classification Panels	Arrangement to be decided by World Shooting Para Sport.	Full panel compulsory (4 persons) plus Chief Classifier	Arrangement to be decided by World Shooting Para Sport.	Arrangement to be decided by World Shooting Para Sport.																																																																								

APPENDIX 1

Requirements and designation of competitions

	Level 3 (Paralympic Games)	Level 3 (Championships)	Level 2	Level 1																																				
Minimum number of days <i>(depending on range capacity)</i>	<table border="1"> <tr> <td>Competition days:</td> <td>Min. 7 days</td> </tr> <tr> <td>Classification/ Equipment Control:</td> <td>2 days prior to competition</td> </tr> <tr> <td>TOTAL:</td> <td>Min. 9 days</td> </tr> </table>	Competition days:	Min. 7 days	Classification/ Equipment Control:	2 days prior to competition	TOTAL:	Min. 9 days	<table border="1"> <tr> <td>Competition days:</td> <td>Min. 8 days</td> </tr> <tr> <td>Classification/ Equipment Control:</td> <td>2 days prior to competition</td> </tr> <tr> <td>TOTAL:</td> <td>Min. 10 days</td> </tr> </table>	Competition days:	Min. 8 days	Classification/ Equipment Control:	2 days prior to competition	TOTAL:	Min. 10 days	<p>World Cup:</p> <table border="1"> <tr> <td>Competition days:</td> <td>Min. 5 days</td> </tr> <tr> <td>Classification/ Equipment Control:</td> <td>2 days prior to competition</td> </tr> <tr> <td>TOTAL:</td> <td>Min. 7 days</td> </tr> </table> <p>Grand Prix:</p> <table border="1"> <tr> <td>Competition days:</td> <td>Min. 3 days</td> </tr> <tr> <td>Classification/ Equipment Control:</td> <td>2 days prior to competition</td> </tr> <tr> <td>TOTAL:</td> <td>Min. 5 days</td> </tr> </table>	Competition days:	Min. 5 days	Classification/ Equipment Control:	2 days prior to competition	TOTAL:	Min. 7 days	Competition days:	Min. 3 days	Classification/ Equipment Control:	2 days prior to competition	TOTAL:	Min. 5 days	<p>Programme 1:</p> <table border="1"> <tr> <td>Competition days:</td> <td>Min. 5 days</td> </tr> <tr> <td>Classification/ Equipment Control:</td> <td>2 days prior to competition</td> </tr> <tr> <td>TOTAL:</td> <td>Min. 7 days</td> </tr> </table> <p>Programme 2 or 3:</p> <table border="1"> <tr> <td>Competition days:</td> <td>Min. 3 days</td> </tr> <tr> <td>Classification/ Equipment Control:</td> <td>2 days prior to competition</td> </tr> <tr> <td>TOTAL:</td> <td>Min. 5 days</td> </tr> </table>	Competition days:	Min. 5 days	Classification/ Equipment Control:	2 days prior to competition	TOTAL:	Min. 7 days	Competition days:	Min. 3 days	Classification/ Equipment Control:	2 days prior to competition	TOTAL:	Min. 5 days
Competition days:	Min. 7 days																																							
Classification/ Equipment Control:	2 days prior to competition																																							
TOTAL:	Min. 9 days																																							
Competition days:	Min. 8 days																																							
Classification/ Equipment Control:	2 days prior to competition																																							
TOTAL:	Min. 10 days																																							
Competition days:	Min. 5 days																																							
Classification/ Equipment Control:	2 days prior to competition																																							
TOTAL:	Min. 7 days																																							
Competition days:	Min. 3 days																																							
Classification/ Equipment Control:	2 days prior to competition																																							
TOTAL:	Min. 5 days																																							
Competition days:	Min. 5 days																																							
Classification/ Equipment Control:	2 days prior to competition																																							
TOTAL:	Min. 7 days																																							
Competition days:	Min. 3 days																																							
Classification/ Equipment Control:	2 days prior to competition																																							
TOTAL:	Min. 5 days																																							
Time schedule	Depending on shooting range capacity. To be approved by World Shooting Para Sport.	Depending on shooting range capacity. To be approved by World Shooting Para Sport.	Depending on shooting range capacity. To be approved by World Shooting Para Sport.	Depending on shooting range capacity. To be approved by World Shooting Para Sport.																																				
Results template	Managed by World Shooting Para Sport Official Results Provider and sent to World Shooting Para Sport	Managed by World Shooting Para Sport Official Results Provider and sent to World Shooting Para Sport	Managed by World Shooting Para Sport Official Results Provider and sent to World Shooting Para Sport	Results must be submitted with WSPS template to World Shooting Para Sport Office 7 days after competition or sooner.																																				
Result Book	Coordinated and published by OCOG, with review and approval by TD.	As per World Shooting Para Sport template. Coordinated by TD and RTS Jury Chairperson, and published by World Shooting Para Sport.	As per World Shooting Para Sport template. Coordinated by TD and RTS Jury Chairperson, and published by World Shooting Para Sport.	Coordinated and published by LOC, with review and approval by TD.																																				

APPENDIX 2

Overview of Level 1 (Approved Competition) requirements



APPENDIX 2

Overview of Level 1 (Approved Competition) requirements

1 Sanctioning process

- 1.1 Application forms must be completed in full and submitted to World Shooting Para Sport Office at ipcshooting@paralympic.org no later than 6 months prior to the commencement of the competition.
- 1.2 Applications submitted outside the given timelines or not completed in full will not be accepted.
- 1.3 The competition application must be endorsed by the relevant NPC (if the LOC is not the NPC).
- 1.4 World Shooting Para Sport will announce its decision to approve the competition officially in writing.
- 1.5 If approved, a 100 EUR (ex. VAT) sanctioning fee must be submitted by the LOC to IPC account. The LOC will be invoiced by World Shooting Para Sport.
- 1.6 All approved competitions will appear in the World Shooting Para Sport Calendar.

2 Minimum requirements

- 2.1 **Rules:** the competition will be held according to current ISSF and World Shooting Para Sport Rules.
- 2.2 **Programme of events:** refer to World Shooting Para Sport rule 1.2.2.1
- 2.3 **Time schedule:** the time schedule should be developed by the LOC taking into consideration the number of firing points, expected number of athletes per event, type of targets (e.g. paper or electronic). The schedule needs World Shooting Para Sport prior approval before publishing.
- 2.4 **No. of days for classification, training & equipment control:** two (2) days are required prior to the competition days.

APPENDIX 2

Overview of Level 1 (Approved Competition) requirements



- 2.5 **Equipment:** full set of gauges and instruments for both ISSF and World Shooting Para Sport equipment control must be provided (Note: if the LOC does not own World Shooting Para Sport equipment control gauges and instruments, please inform World Shooting Para Sport and the purchase or loan of such items can be arranged).
- 2.6 **Event viability:** athletes from a minimum of three (3) NPCs must be entered by the final entries deadline. Otherwise an event is not considered viable and will be cancelled.
- 2.7 **Entries:** the final entries list must be sent to World Shooting Para Sport office the day after the final entries deadline and not later than 4 weeks prior the start of the competition. The athlete's SDMS ID number, international sport class and sport class status (if available) must be included in this list.
- 2.8 **Technical officials:** the competition must be officiated by recognised ISSF and World Shooting Para Sport Judges.
- Technical Delegate/Chief Judge (An ITO from outside the Host Country will be appointed by World Shooting Para Sport);
 - International Judge (ITOs from outside the Host Country will be appointed by World Shooting Para Sport, the number of ITOs to be appointed is outlined in World Shooting Para Sport Technical Rules and Regulations Appendix 1);
 - National Judges (to be selected by the LOC as per ISSF rules).
- 2.9 **Classification panel:** an International classification panel will consist of two (2) International Classifiers and will be appointed by World Shooting Para Sport. For protest opportunities 2 panels of two (2) International Classifiers each must be appointed as per the IPC Classification Code (total number of 4 classifiers).
- 2.10 **Results:** the LOC must submit the results from all events to World Shooting Para Sport in electronic version in the standardised World Shooting Para Sport Results Template no later than 7 days after the end of the competition. Results recognition will follow the IPC Processes for rankings and records lists.

APPENDIX 3

Overview of Level 2 (World Cup and Grand Prix) requirements



APPENDIX 3

Overview of Level 2 (World Cup and Grand Prix) requirements

1 Sanctioning Process

- 1.1 Applications must be completed in full and submitted to World Shooting Para Sport Office at ipcshooting@paralympic.org no later than **12 months** prior to the competition.
- 1.2 Applications submitted outside the given timelines or not completed in full may not be accepted.
- 1.3 The competition application must be endorsed by the relevant NPC (if the LOC is not the NPC).
- 1.4 If deemed necessary by World Shooting Para Sport, prior to a sanctioning decision a site visit may be required to be conducted by World Shooting Para Sport (at the LOC cost).
- 1.5 A maximum of four (4) Level 2 competitions will be sanctioned per year. Priority for sanctioning will be given to World Cup competitions.
 - 1.5.1 World Shooting Para Sport
- 1.6 World Shooting Para Sport will announce its decision to approve the competition officially in writing.
- 1.7 If the competition is approved, a sanctioning fee must be paid by the LOC to IPC (LOC will be invoiced accordingly):
 - 200 EUR (excluding VAT);
- 1.8 All sanctioned competitions will appear in the World Shooting Para Sport Calendar.

2 General requirements

- 2.1 **Rules:** the competition will be held according to current ISSF and World Shooting Para Sport Rules.
- 2.2 **Programme of events:**
 - Refer to World Shooting Para Sport rule 1.2.2.1

APPENDIX 3

Overview of Level 2 (World Cup and Grand Prix) requirements



- 2.3 Finals are required for all events (except R9 & P5)
- 2.4 **No. of days for classification, training & equipment control:** two (2) days are required prior to the competition days.
- 2.5 **Minimum days of competition days:**
 - For Programme 1: Five (5) days
 - For Programme 2: Three (3) days
 - For Programme 3: Three (3) days
- 2.6 **Doping Control:** A Doping Control Agreement (DCA) will be signed between the LOC and IPC.

3 Entries

- 3.1 The IPC Online entry system will be used for this event for athlete entries; other entry forms (i.e. Team Official registration, Transport and Accommodation booking - if required) should be distributed to teams along with the Competition Information Package (World Shooting Para Sport will send templates of these forms to the LOC).
- 3.2 All Athletes are required to be licensed by the Final Entry deadline.
- 3.3 The estimated number of participants World Shooting Para Sport are:

World Cup	Grand Prix
Athletes: 100-180	Athletes: 80-120
Team Officials: 40-90	Team Officials: 30-60

- 3.3.1 Estimated number of wheelchair users World Shooting Para Sport:
 - Athletes = 50-60% of total number of athletes
 - Team officials = 2-3% of total number of team officials

APPENDIX 3

Overview of Level 2 (World Cup and Grand Prix) requirements



3.4 Event viability

3.4.1 The minimum number of entries per event are:

- Individual events: four (4) athletes from four (4) NPCs;
- Team events: teams from a minimum of three (3) NPCs.

3.4.2 If the minimum viability criteria is not met by the final entries deadline an event is not considered viable and will be cancelled.

3.5 Competition Information Package (CIP)

3.5.1 Competition Information Package (CIP) and entry forms should be sent to NPCs no later than 4 months prior to the competition start date. World Shooting Para Sport will distribute the information package and forms to NPCs, and also publish the information on the website (www.ipc-shooting.org/events).

3.5.2 The CIP must include:

- Deadlines for entry applications
- Financial matters including full costs (entries, accommodation, etc) and bank transfer details
- Transportation details including to/from airport and hotel
- Accommodation details/options
- Weapons import and visa procedures
- Preliminary competition schedule

APPENDIX 3

Overview of Level 2 (World Cup and Grand Prix) requirements



- 3.5.3 A CIP template will be sent to the LOC by World Shooting Para Sport. The CIP template should be completed by the LOC and sent to World Shooting Para Sport for approval, along with draft competition schedule.

3.6 Fees

- 3.6.1 **Basic Entry Fee:** a Basic Entry Fee shall be charged by the LOC to all participating athletes and team officials. This fee should be calculated by the LOC according to the approximate price per person for services during the competition, and a proposal sent to World Shooting Para Sport for approval.
World Shooting Para Sport

- 3.6.2 **Event Entry Fees:** in addition to the basic entry fee, the LOC will collect event entry fees of 10 EUR per athlete per individual entry and 20 EUR per team entry per event. These 'event entry fees' are to be paid to World Shooting Para Sport post-competition.

3.7 Deadlines:

- 3.7.1 **First Entry by Number:** the competition first entry by number deadline must be set to minimum nine (9) weeks before the start of the competition;
- 3.7.2 **Final Entry by Name:** the competition final entry deadline must be set to minimum five (5) weeks before the start of the competition.

- 3.8 **Bibs:** Following the final entry deadline World Shooting Para Sport will prepare Athlete and Loader Bibs and send to the LOC for printing and distribution.

4 Transport

- 4.1 Transport (airport to hotel, and hotel to venue) must be provided for all appointed competition officials (Technical Officials, Classifiers, Management Team).
- 4.2 If the LOC will provide transport (airport to hotel and/or hotel to venue) to Athletes and Team Officials a suitable number of accessible vehicles must be provided.

5 Accommodation

- 5.1 If the LOC will offer accommodation services to Athletes and Team Officials as part of the competition entry package, a suitable number of accessible rooms must be provided.
- For information about accessibility considerations, refer to the IPC Accessibility Guide.

APPENDIX 3

Overview of Level 2 (World Cup and Grand Prix) requirements



6 Venue

- 6.1 General requirements (firing points, ranges specifications, etc) are as according to the ISSF rules.
- 6.2 **Equipment**
 - 6.2.1 Electronic Targets are mandatory. Targets and results services must be provided by the World Shooting Para Sport Official Results & Target System Provider (see LOC obligation details at www.ipc-shooting.org/organisers);
 - 6.2.2 Full set of gauges and instruments for both ISSF and World Shooting Para Sport equipment control must be provided (Note: if the LOC does not own an World Shooting Para Sport equipment control gauges and instruments, please inform World Shooting Para Sport and the purchase or loan of such items can be arranged).
- 6.3 **Accessibility**
 - 6.3.1 The venue must be accessible to wheelchair users, including 'barrier-free' access to the venue and field of play.
 - 6.3.2 A suitable number of accessible toilets must be available at the venue.
- 6.4 **Information services:**
 - 6.4.1 A results board (for results display) must be provided on venue;
 - 6.4.2 A website must be provided for distributing documents and notices to delegations and officials;
 - 6.4.3 An information desk or notice board for competition information should be available to teams at the venue and official hotel (if applicable);
 - 6.4.4 It is strongly recommended by World Shooting Para Sport that the LOC provide free Wi-Fi services to participants across the venue.
- 6.5 **Meeting rooms and office facilities**
 - 6.5.1 A large room or space must be allocated to be used for the Technical Meeting (there will be approximately 2 persons per participating country attending).
 - 6.5.2 An office for the Technical Delegate (and World Shooting Para Sport Manager, if attending), must be allocated. The allocated office must include access to internet, printer and photocopier.
- 6.6 **Classification**
 - 6.6.1 For full requirements for Classification areas, please see the LOC Guidelines on the World Shooting Para Sport website: www.ipc-shooting.org/organisers

APPENDIX 3

Overview of Level 2 (World Cup and Grand Prix) requirements



7 Officials

- 7.1 World Shooting Para Sport will appoint the necessary number of officials, and confirm the names to the LOC in writing.
- 7.2 The LOC should budget to cover the following number of officials and relevant costs/services:

Role	Number of persons	Period of attendance	Services to be provided
Technical Delegate	1	<ul style="list-style-type: none">▪ Arrive: 2 days before start of Equipment Control/Training▪ Depart: Day after end of competition	<ul style="list-style-type: none">▪ Flights▪ Transport▪ Accommodation▪ Catering
ITOs	3-8 <i>(depending on competition programme)</i>	<ul style="list-style-type: none">▪ Arrive: 1 day before start of Equipment Control/Training▪ Depart: Day after end of competition	<ul style="list-style-type: none">▪ Flights▪ Transport▪ Accommodation▪ Catering
Chief Classifier	1	<ul style="list-style-type: none">▪ Arrive: 2 days before start of Classification▪ Depart: Day after end of classification	<ul style="list-style-type: none">▪ Flights▪ Transport▪ Accommodation▪ Catering
Classifiers	1-3 <i>(depending on decision by WSPS of no. of classification panels to be provided)</i>	<ul style="list-style-type: none">▪ Arrive: 1 day before start of Classification▪ Depart: Day after end of classification	<ul style="list-style-type: none">▪ Flights▪ Transport▪ Accommodation▪ Catering
WSPS Sport Manager	1	<ul style="list-style-type: none">▪ Arrive: 1 day before start of Equipment Control/Training▪ Depart: Day after end of competition	<ul style="list-style-type: none">▪ Flights▪ Transport▪ Accommodation▪ Catering

7.3 Juries

- 7.3.1 World Shooting Para Sport will provide a list of appointments to the LOC following the official appointment process by World Shooting Para Sport.
 - 7.3.2 One member per Jury is to be provided by the LOC.
- 7.4 **National Technical Officials:** an appropriate number (calculated as per ISSF Rules) are to be selected and appointed by the LOC.

APPENDIX 3

Overview of Level 2 (World Cup and Grand Prix) requirements



8 Protocol

8.1 Medals

- 8.1.1 The LOC must send the proposed medal design to World Shooting Para Sport for approval.
- 8.1.2 Medal design must follow the World Shooting Para Sport brand guidelines and include:
 - **Front:** Event logo & official event title
 - **Back:** World Shooting Para Sport wordmark
 - **Ribbon:** plain or a design chosen by LOC (to be approved by World Shooting Para Sport).

8.2 Victory Ceremonies

- 8.2.1 Depending on the preference of the LOC, victory ceremonies can be scheduled following each final or at the end of every day.
- 8.2.2 The Victory Ceremony area must be accessible for wheelchair users.
- 8.2.3 A back-drop and podium must be prepared for the ceremonies, and the designs must be sent to World Shooting Para Sport for approval.
- 8.2.4 The LOC must provide the national anthems and the three (3) flags of each participating NPC (NOTE: total number of required flags per NPC can be finalised with World Shooting Para Sport following the final entry deadline).

8.3 Opening and Closing Ceremonies

- 8.3.1 Opening and Closing Ceremonies are optional.
- 8.3.2 If an LOC wishes to plan an Opening and/or Closing Ceremony, plans must be approved by World Shooting Para Sport.

9 Branding

- 9.1 Any competition branding (including posters, banners, brochures, etc) must include the official event title and event logo World Shooting Para Sport.
- 9.2 A design of all planned materials must be sent in good time to World Shooting Para Sport for approval.

APPENDIX 4

Bib templates




APPENDIX 4

Bib templates

3.1 Athlete Bib Template



3.2 Loader Bib Template



APPENDIX 5: WORLD SHOOTING PARA SPORT (WSPS) EQUIPMENT CONTROL SHEET



COMPETITION _____

LAST NAME	FIRST NAME	GENDER	SPORT CLASS	NPC	ATHLETE ID NO.	START NO.
		Male / Female	SH ____			

PART A

PART B

PART C

ATHLETE TO COMPLETE:		
PARTICIPATING EVENT		
<i>(a) tick to indicate your Participating Event(s)</i>		
RIFLE		
[Tick]	Code	Event name
	R1	Men's 10m Air Rifle Standing SH1
	R2	Women's 10m Air Rifle Standing SH1
	R3	Mixed 10m Air Rifle Prone SH1
	R4	Mixed 10m Air Rifle Standing SH2
	R5	Mixed 10m Air Rifle Prone SH2
	R6	Mixed 50m Rifle Prone SH1
	R7	Men's 50m Rifle 3 Positions SH1
	R8	Women's 50m Rifle 3 Positions SH1
	R9	Mixed 50m Rifle Prone SH2
	FTR1	Falling Target Rifle SH1
	FTR2	Falling Target Rifle SH2
	VIS	Mixed 10m Rifle Standing
	VIP	Mixed 10m Rifle Prone
Para-Trap		
	PT1	Mixed Trap Seated SG-L
	PT2	Mixed Trap Standng SG- L
	PT3	Mixed Trap Standing SG-U
PISTOL		
[Tick]	Code	Event name
	P1	Men's 10m Air Pistol SH1
	P2	Women's 10m Air Pistol SH1
	P3	Mixed 25m Pistol SH1
	P4	Mixed 50m Pistol SH1
	P5	Mixed 10m Air Pistol Standard SH1
	FTP	Falling Target Pistol SH1

ISSF OR WSPS JUDGE TO COMPLETE:				
ATHLETE FIREARM(S):				
Type	Manufacturer	Weight	Serial No.	
Rifle	Pistol			
Rifle	Pistol			
Rifle	Pistol			
Rifle	Pistol			
Aiming Device		x		
LED Target		x		
Headphone		x		
ISSF FIREARMS & EQUIPMENT				
RIFLE		Check / Sign		
Standards for all Rifles				
Rifle Visor or cap including Front Blinders				
PISTOL		Check / Sign		
Standards for all Pistols				
Shooting gear, including Front Blinders				
APPAREL		Check / Sign		
Jacket (use separate form for measurements)				
Trousers (use separate form for measurements)				
Footwear				
Gloves				
Kneeling roll				
Para trap		Check / Sign		
Vest				
Cap				
Glasses				
Side Blinder 60mm				
Butstock 170mm				
Strapping 10cm max				

WSPS JUDGE (ONLY) TO COMPLETE:	
WSPS -SPECIFIC EQUIPMENT	
MISCELLANEOUS	Check / Sign
Compensating block	
Trigger extension/adaption	
Strapping	
Prosthesis	
Loading Device (Pistol)	
TABLES	Check / Sign
Size	
Shape	
Form	
Angle	
Upholstering	
10cm block/table (kneeling support)	
VI Equipment	Check / Sign
Chair Without Back rest	
Prone table	
Opaque Glasses	
CHAIRS	Check / Sign
Shooting chair / High stool	
Side posts and armrests	
Backrest	
Visible Free Height	
Backrest slack	
SH2 SUPPORT STAND	Check / Sign
Yoke (rifle holder)	
Point of balance	
Spring flexibility	

Athlete Signature _____ Date _____

REMARKS (if required): _____

ISSF Judge Signature _____ Date _____

REMARKS (if required): _____

WSPS Judge Signature _____ Date _____

REMARKS (if required): _____

APPENDIX 6

Trigger extensions and adaptations



APPENDIX 6

Trigger extensions and adaptations

In accordance with the ISSF Rules, the style/shape of a trigger is a personal choice as long as it stays within the boundary of the given dimensions (as stated in ISSF Rule 7.4.4.1 Item D 'Depth of fore-end' and Item I 'Maximum thickness (breadth) of the fore-end'). No definition of the shape of the trigger is given.

- **Trigger extension:** triggers that have modifications compared to standard triggers, but are inside the dimensions of ISSF Rule 7.4.4.1 and protected by a trigger guard.
- **Trigger Adaptions:** triggers that have modifications compared to standard triggers, and are outside of the trigger guard and dimensions of ISSF rule 7.4.4.1.
 - athletes must have a medical reason to use a trigger adaption;
 - this must be reviewed and approved by a World Shooting Para Sport Classification Panel during a Technical Assessment (in consultation with the Technical Delegate, regarding the safe use of the proposed trigger adaptation) and recorded on the athlete's Classification and License Cards.

To help to understand the differences, on the following pages are some example photographs and explanations.

APPENDIX 6

Trigger extensions and adaptations



Trigger extension: trigger is inside the dimensions of ISSF Rule 7.4.4.1 and protected by a trigger guard.



Trigger extension: trigger is inside the dimensions of ISSF Rule 7.4.4.1 and protected by a trigger guard.



Trigger extension: trigger is inside the dimensions of ISSF Rule 7.4.4.1 and protected by a trigger guard.

Trigger adaptation: trigger is outside the trigger guard and outside the dimensions of ISSF rule 7.4.4.1

APPENDIX 6


Trigger extensions and adaptations



Trigger adaptation: trigger is outside the trigger guard and outside the dimensions of ISSF rule 7.4.4.1



Trigger adaptation: there is no trigger guard.



Trigger adaptation: trigger is outside the trigger guard and outside the dimensions of ISSF rule 7.4.4.1

APPENDIX 6

Trigger extensions and adaptations



Trigger adaptation: trigger is outside the trigger guard and outside the dimensions of ISSF rule 7.4.4.1

APPENDIX 7

SH2 Support Stand
Parts Drawings

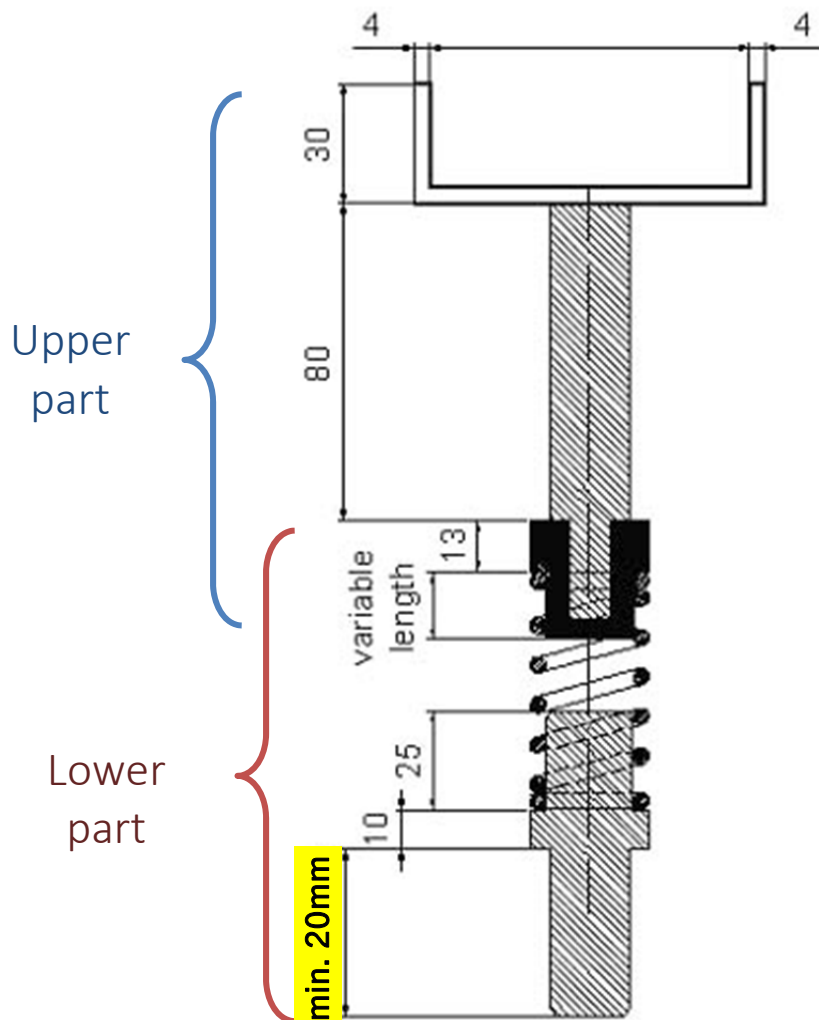


APPENDIX 7

SH2 Support Stand
Parts Drawings

Updated April 2016

1 Overview

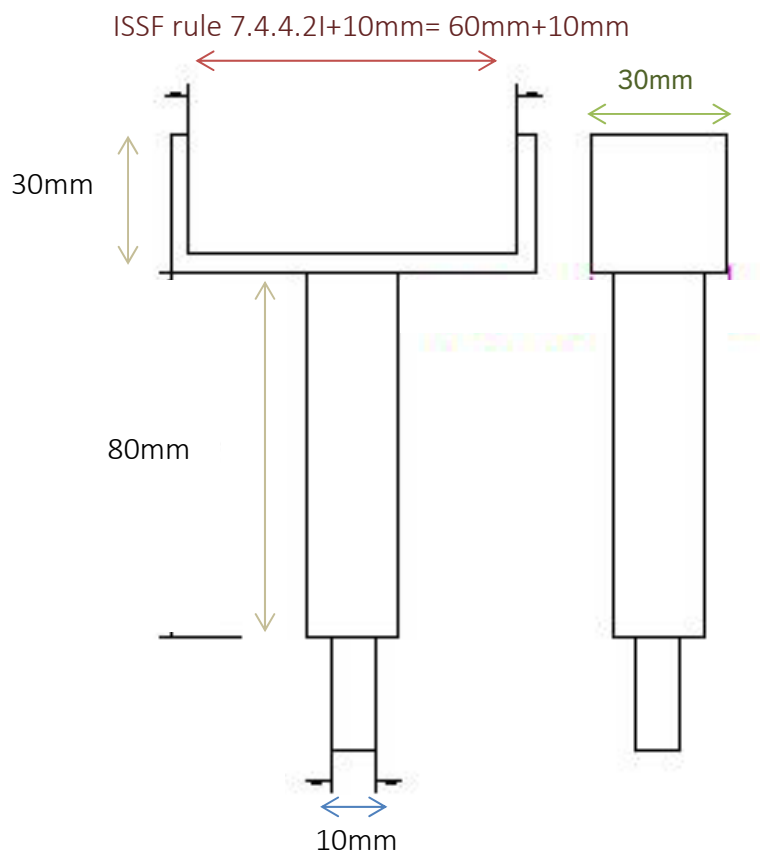


APPENDIX 7

SH2 Support Stand Parts Drawings



2 Upper part support (U form Shaft)



Max. weight: 200 grams

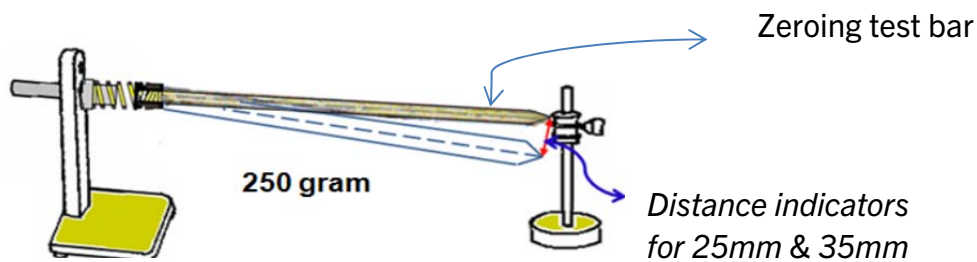
APPENDIX 7

SH2 Support Stand Parts Drawings

3 Support stand measuring procedure (Rule 2.9.13)

3.1 Zero point

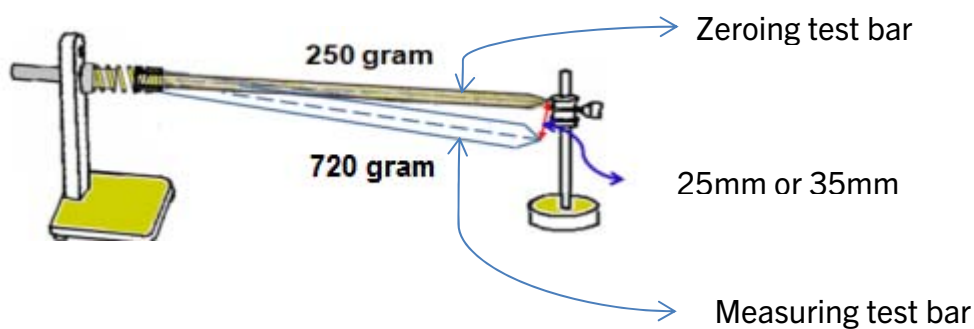
250 gram measuring bar is used to determine the zero point.



3.2 Spring flexibility

720 gram measuring bar is used to indicate spring flexibility:

- Weak (a) spring: minimum 35mm flexibility
- Strong (b) spring: minimum 25mm flexibility



APPENDIX 8

P5 10m Air Pistol Standard



APPENDIX 8

P5 10m Air Pistol Standard

1 General

- 1.1 Any calibre 4.5 mm (.177) compressed air or gas pistol may be used.
- 1.2 The pistol used in the 10m five shot air pistol event must have a magazine that can be loaded with five (5) pellets.

2 Competition

- 2.1 Three (3) minutes preparation time will be given.
- 2.2 Ready position:
 - 2.2.1 Before each series the athlete must lower his arm. The pistol may be rested on the bench or shooting table.
 - 2.2.2 The pistol may not be raised or lifted to point towards the target until the command "START".
- 2.3 A series is considered as having started from the moment of the command "ATTENTION". Every shot fired after that will be counted in the competition.
- 2.4 Before the beginning of each competition series, the athlete may fire one (1) sighting series of five (5) shots in ten (10) seconds.
- 2.5 All shooting (sighting and competition series) is by command. All athletes in the same range section must fire at the same time, but organisers may arrange for more than one range section to fire simultaneously under centralized commands.
- 2.6 The event is forty (40) competition shots.
- 2.7 The event is divided into series of five (5) shots each in ten (10) seconds. In each series five shots are fired on one (1) Stationary Air Pistol target (see ISSF Rule 6.3.2.6) in the time limit for the series.

APPENDIX 8

P5 10m Air Pistol Standard



2.8 Commands

2.8.1 When the range officer gives the command “LOAD”, the athletes must prepare themselves for their series within one (1) minute.

2.8.2 When one (1) minute has expired, the Range Officer will give the commands:

"ATTENTION"
Seven (7) seconds after “ATTENTION”
"START" (the signal to fire).
After 10 seconds "STOP".
Shot(s) after the command "STOP" must be counted as zero(es) (0).

2.8.3 The timing will be controlled by stop watches.

2.8.4 Incorrect Range Commands

2.8.4.1 If the athlete wishes to protest because of an incorrect command and/or action by the range officer, the athlete must hold the pistol (or secure in the Loading Device) pointing down range and raise their hand, and immediately after the series report this to the range officer or jury member.

2.8.4.2 If the claim is considered justified, the athlete must be allowed to fire the series.

2.8.4.3 If the claim is considered not justified, the athlete may fire the series, but must be penalized by the deduction of two (2) points in the event from the score of that series.

2.8.4.4 If the athlete has fired a shot after the incorrect command and/or action, the protest must not be accepted.

APPENDIX 8

P5 10m Air Pistol Standard



2.9 Scoring

- 2.9.1 All shots fired in the 10 seconds shooting time will be scored. Early and late shot(s) will be scored as zero(es).
- 2.9.2 Ties
 - 2.9.2.1 Any ties for the first three (3) places will be resolved by shoot-off. This will compose of one sighting series in 10 seconds of 5 shots, followed by 1 series of 10 seconds of 5 shots, until the tie is broken.
 - 2.9.2.2 Ties for fourth place and below, will be resolved by count-back in 5-shot-series. If any ties remain the athletes must have the same ranking.

2.10 Interruption

- 2.10.1 If the interruption is for safety or technical reasons without fault of the athlete:
 - 2.10.1.1 If the elapsed time is more than fifteen (15) minutes, the Jury must allow one extra sighting series of five (5) shots.
 - 2.10.1.2 10m Air Pistol Standard Event, the interrupted series must be annulled and repeated. The repeated series must be recorded and credited to the athlete.
 - 2.10.1.3 Any extension of time allowed by the Jury or Range Officers must be marked clearly, stating the reason, on the Register Keeper's score card and on the scoreboard where it is visible clearly to the athlete.

APPENDIX 8

P5 10m Air Pistol Standard



2.11 Disturbances

- 2.11.1 Should an athlete consider that they were disturbed while firing a shot, the athlete must hold their pistol pointing down range (or secure in the Loading Device) and inform immediately the Range Officer or Jury Member by raising their hand. The athlete must not disturb other athletes.
- 2.11.2 If the claim is considered justified:
 - 2.11.2.1 The series must be annulled and the athlete may repeat the series.
- 2.11.3 If the claim is considered not justified:
 - 2.11.3.1 If the athlete has finished his series, the shot or series must be credited to the athlete.
 - 2.11.3.2 If the athlete has not finished his series due to the claimed disturbance, the athlete may repeat the series.
- 2.11.4 Scoring and penalties are as follows:
 - 2.11.4.1 The score must be recorded as the total of the five (5) lowest value hits on the targets.
 - 2.11.4.2 Two (2) points must also be deducted from the score of the repeated series.
 - 2.11.4.3 In any repeated series, all five (5) shots must be fired at the target. Any shot(s) not fired or not hitting the target must be scored as zero(es).

APPENDIX 8

P5 10m Air Pistol Standard



2.12 Malfunctions

- 2.12.1 If a shot has not been fired due to a malfunction, and if the athlete wishes to claim a malfunction, he must hold his pistol pointing down range, retain his grip, and immediately inform the range officer by raising his free hand. He must not disturb other athletes.
 - 2.12.1.1 An athlete may try to correct a malfunction and continue the series, but after attempting any correction, he may not claim an **ALLOWABLE MALFUNCTION** unless a part of the pistol is damaged sufficiently to prevent the pistol from functioning.
 - 2.12.1.2 If a malfunction occurs in the sighting series it must not be registered as a malfunction. The sighting series may be completed (see ISSF rule 8.9.3c).
 - 2.12.1.3 The number of shots already fired must be recorded and the series may be repeated.
 - 2.12.1.4 Repeating a series because of a malfunction must be permitted only in case of an **ALLOWABLE MALFUNCTION** and only once in a complete 40 shot event.
- 2.12.2 Scoring: **ALLOWABLE MALFUNCTION**
 - 2.12.2.1 The score must be recorded as the total of the five (5) lowest value hits on the targets. The athlete must fire all five (5) shots at the target in the repeat series. Any shot(s) not fired or not hitting the target in the re-shoot must be recorded as zero(es). (Paper target used, a second target must be provided for the re-shoot.)
- 2.12.3 Scoring: **NON ALLOWABLE MALFUNCTION**
 - 2.12.3.1 The score must be the total of the fired shots.

APPENDIX 8

P5 10m Air Pistol Standard

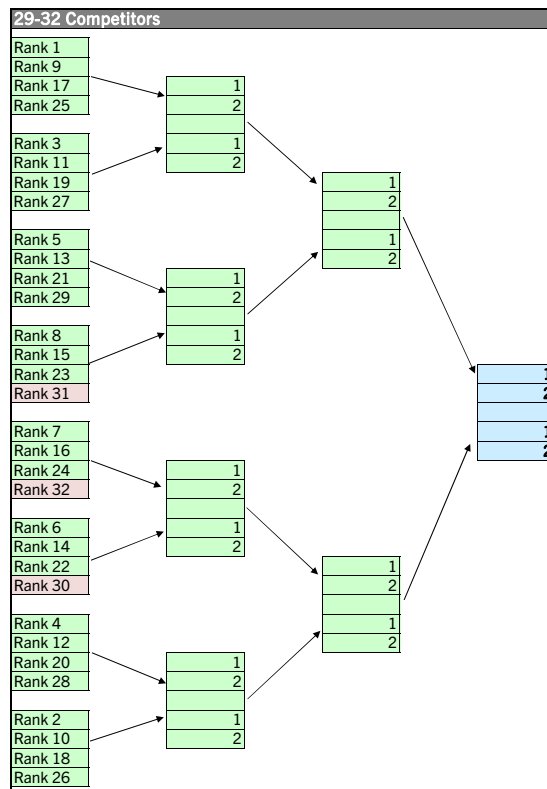
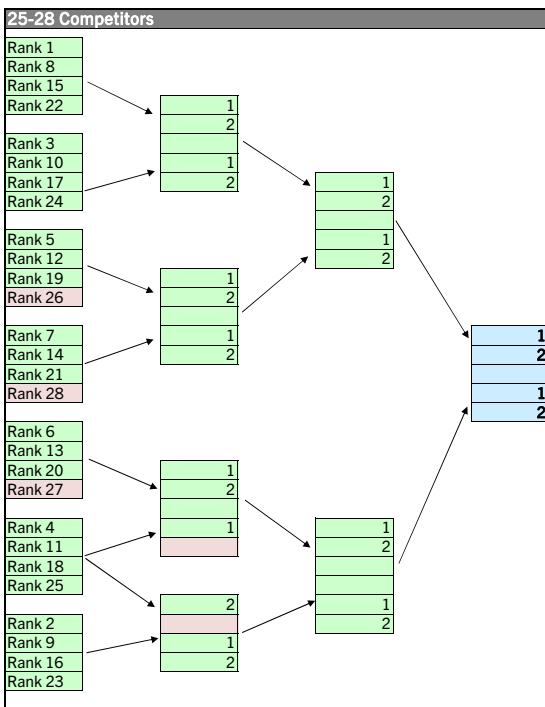
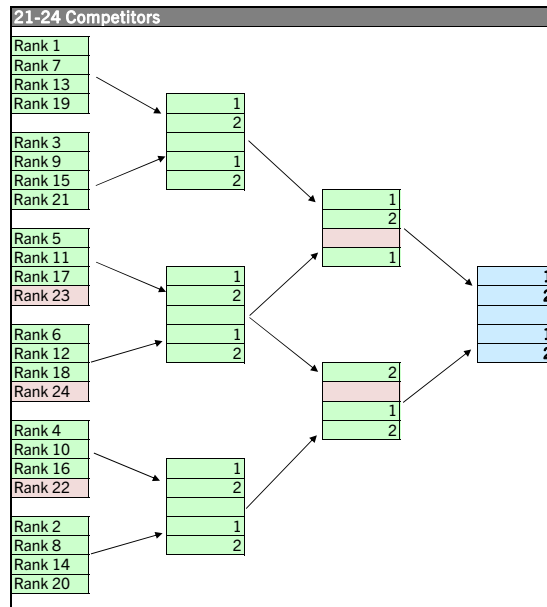
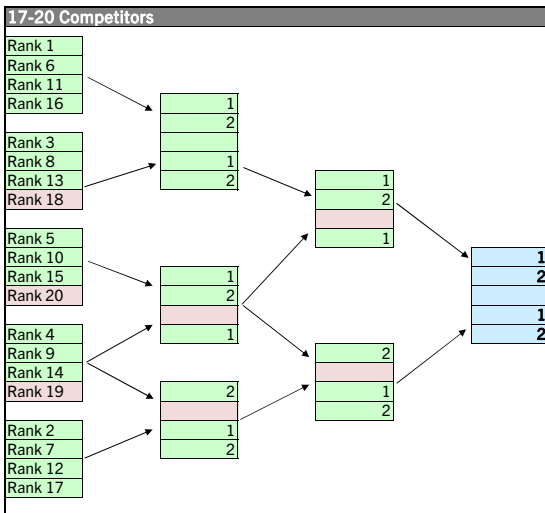
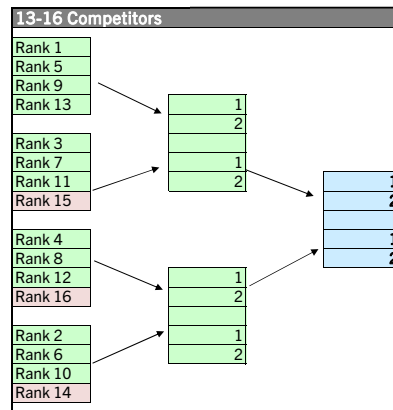
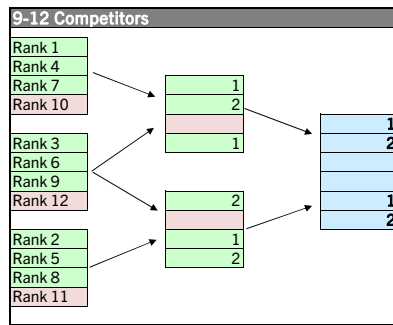



3 Other Specifications

Number of sighting shots	One (1) series of five (5) shots in ten (10) seconds
Targets	See ISSF Rule 6.3.2.6
Scoring	After every five (5) shot series
Competition shots	Eight (8) series of five (5) shots
Competition time	10 seconds per shot series
Preparation time	Three (3) minutes
Maximum Pistol Weight	1500g
Minimum Trigger Pull	500g
Maximum Barrel Length - Sight Radius	Box Size Only 420mm x 200mm x 50mm
Grips	<ul style="list-style-type: none">▪ No part of the grip or accessories may encircle the hand. The heel rest must extend at an angle of not less than 90 degrees to the grip. Any upward curvature of the heel and/or thumb rest and/or a downward curvature of the side opposite the thumb is prohibited. The thumb support must allow free upward movement of the thumb. However, curved surfaces on the grips or frame, including the heel and/or thumb rest in the longitudinal direction of the pistol are permitted.
Other specifications	<ul style="list-style-type: none">▪ Magazine loaded with five (5) pellets.▪ Ported barrels and perforated barrel attachments are allowed▪ The weighing of the pistol is made with all accessories, including balancing weights and unloaded magazine.▪ A manufacturing tolerance of the rectangular Measuring Box of 0.0mm to +1.0mm will be permitted. It may be measured with the magazine removed.

APPENDIX 9:

Falling Target competition progression and draw programme examples



APPENDIX 10

Athlete Epilepsy Declaration

To be completed by all athletes and uploaded to the Athlete's SDMS profile by **01 February** each season.

NPC	
SDMS ID No.	
Last Name	
First Name	

Please check the appropriate statement:

- I hereby declare that I have not been medically diagnosed with any form of epilepsy.
- I hereby declare that I have been medically diagnosed with epilepsy, but my condition is stable and I am free of any epileptic fit/seizure or epilepsy-related episode over the period of the last 12 months.
Please state type of epilepsy you have been diagnosed with:
- I hereby declare that I have been medically diagnosed with epilepsy, and that have suffered an epileptic fit/seizure or epilepsy-related episode over the period of the last 12 months.
Please state type of epilepsy you have been diagnosed with, and date and details of the epileptic fit/seizure or epilepsy-related episode:

Athlete signature	
NPC Representative signature	
NPC Stamp	
Date	

APPENDIX 11

VI Shooting Technical Specifications



APPENDIX 11

VI Shooting Technical Specifications

1 Aiming Device Requirements

1.1 Approved Suppliers

1.1.1 The following are approved suppliers for WSPS VI competitions:

EKO-AIMS type: VIS500 1.1

VIASS type: VIASS PRO artikel nr 10034

2 LED Requirements

2.1 LED Measurement

2.1.1 There must be a 5 mm IR LED with minimum wavelength range between 850 till 920 nm at an output level of > 50% radiation power (see picture below)

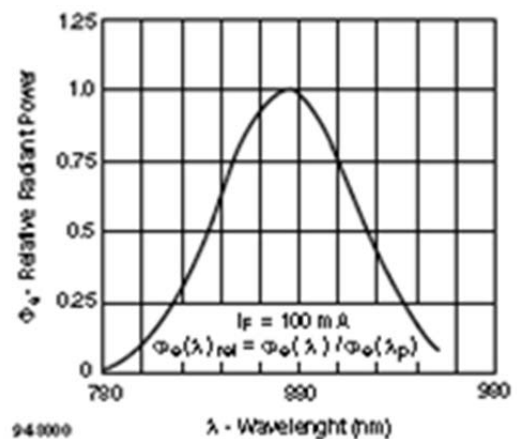



Fig. 9- Relative Radiant Power vs. Wavelength

APPENDIX 11

VI Shooting Technical Specifications

2.2 LED Position

2.3 The infrared (IR) Light Emitting Diode (LED) must be 60 mm right below the Rifle target centre.



SIUS dedicated IR unit for type LS10 or HS10 is powered by the system.

2.3.1 The IR LED is above the green LED. The green LED must be on so Jury members can see if the IR LED is in function.


APPENDIX 11

VI Shooting Technical Specifications



2.4 LED Insert

- 2.4.1 The IR LED is a device that can be attached to the front of the electronic target frame.
- 2.4.2 It can be a universal type or a dedicated type provide by the electronic target manufacturer.
- 2.4.3 Powering of the IR LED is done via direct connection to the electronic target or by a separate USB power source.




This one fits for every electronic target

- 2.4.4 The universal IR devices are available and fit the targets of SIUS, Megalink and Meyton.
- 2.4.5 The universal types must be mounted in the lower left corner of the frame and be powered by a USB charger or power-bank.

APPENDIX 11

VI Shooting Technical Specifications



An example of a universal IR unit mounted on a Meyton target that is powered by a USB.

12. 10m Air Rifle and Air Pistol Mixed Team Events

12.1. General Competition Procedures

12.1.1. Events

This Rule (12) provides special technical rules for these events:

10m Air Rifle Mixed Team (standing position)

10m Air Pistol Mixed Team

12.1.2. Team Composition

Mixed teams must be national teams (no mixed nations) with two team members, one male and one female. Both team members should wear matching competition clothing with national colours and identification.

12.1.3. Team Entries

Nations may enter a maximum of two teams in one competition. The entry fee for each team is EUR 170. Team members may be changed for other athletes registered in the competition no later than 12:00 hours before the second day before the day of the competition.

12.1.4. Competition Format

10m Mixed Team events will be conducted in two stages:

1. Qualification round
2. Finals competition

12.1.5. Team Scores

Team scores and rankings in Mixed Teams events are based on the total scores of the two team members.

12.1.6. Coaching

During the qualification round, coaching will be governed by ISSF Rules (non-verbal coaching is allowed). During the final round, when commentary from the announcer is taking place, each coach may approach and speak with his team members on their firing points one time (once per Final) for a maximum of 30 seconds. The Jury Member in Charge must control the time limit.

12.1.7. Malfunctions

Malfunctions in qualification round and finals competition will be governed according to ISSF Rules. Athletes may have only one malfunction per stage (qualification round and finals competition), either ALLOWABLE or NON-ALLOWABLE.

12.1.8. EST Complaints and Score Protests

EST complaints during qualification round and finals competition will be decided according to ISSF Rules.

12.1.9. **Protests**

Protests during qualification round and finals competition will be decided according to ISSF Rules.

12.1.10. **Victory Ceremonies**

Victory Ceremonies for Mixed Team events will be conducted according to ISSF and WSPS Rules.

12.2. **Qualification Round**

12.2.1. **Location**

The Mixed Team qualification round will be fired on the qualification range in one or more relays.

12.2.2. **Start List**

The two members of each team must be set to fire on adjacent firing points with the male athlete on the right and the female athlete on the left. Teams will be set by a random computer draw according to ISSF Rules. Teams from the same nation may not be set next to each other.

12.2.3. **Call to Line**

For each qualification relay, the CRO will call the athletes to the line five (5) minutes before the preparation and sighting time start.

12.2.4. **Preparation and Sighting Time**

There will be a ten (10) minute preparation and sighting time before the qualification round. This will be followed by a 30-second pause to reset the targets. During the preparation and sighting time, the announcer will explain the competition format for spectators and introduce the competing teams.

12.2.5. **Number of Match Shots and Time Limit**

In the qualification round, each team member will fire forty (40) match shots (80 total shots per team), with a time limit of 50 minutes. The qualification round will be conducted according to ISSF Rules.

12.2.6. **Scoring**

Decimal ring scoring will be used for the 10m Air Rifle Mixed Team qualification round. Whole ring scoring will be used for the 10m Air Pistol Mixed Team qualification round.

12.2.7. **Team Ranking**

Teams will be ranked according to their team scores. Ties will be broken by applying ISSF Rules to the team scores (totals of the two team member scores).

12.2.8. **Qualification for Final**

The top five (5) teams from the qualification round will advance to the finals competition.

12.3. Finals Competition

12.3.1. Location

10m Air Rifle and Air Pistol Mixed Team Finals must, if possible, be fired on a finals range. Results monitors must be visible to all competitors on the Field of Play (FOP).

12.3.2. Finals Officials

The conduct and supervision of the Mixed Team finals competition will be done according to ISSF Rules.

12.3.3. Start List

The five teams in the finals competition will be set by a random draw on the ten (10) firing points of the finals range. Team members must be set to fire on adjacent firing points. When the team reports (30 min. before), the team coach must inform the RTS Jury which team member will shoot on the left and which team member will shoot on the right.

12.3.4. Scoring

Scores from the qualification round do not carry forward. The finals competition scoring will start from zero. All match shots in the finals competition (both rifle and pistol) will be scored with decimal scoring.

12.3.5. EST Complaints During Finals

If a team member or coach complains, or a Range Officer or Jury Member observes, that the paper strip is failing to advance, the CRO must stop the sighting period or competition, direct the Technical Officer to fix the problem and then continue firing.

If a team member complains that his target fails to register or that there is an unexpected zero or unexplained miss, the following steps must be taken:

- a) The Jury and Range Officer must note the time when the complaint occurred;
- b) The Range Officer must stop the second team member from firing and direct the athlete whose target malfunctioned to fire an additional shot. If the additional shot registers, the Range Officer will direct the team to complete the series/ shot plus 60 seconds of additional time. The value of the additional shot will be counted and the missing shot will be ignored.
- c) If the additional shot does not register, the Range Officer must direct the team with the target that malfunctioned to stop shooting. At the end of the series/ shot, the Jury must stop the competition and direct the Technical Officer(s) to repair or replace the target.
- d) After the target is repaired or replaced, all teams will be given two (2) minutes of unlimited sighting shots. The team that had the malfunctioning target will then complete their series/shot in the time remaining when the interruption occurred plus 60 seconds of additional time. After they complete their series, the competition will continue.

12.3.6. Reporting and Start Times

The start time for the finals competition will be when the CRO begins the commands for the first competition series. Teams that qualify for the finals competition must report to the finals range preparation area, with both team members, one coach and all necessary equipment, at least 30 minutes before the schedule start time. A two-point (2) penalty will be deducted from the score of the first competition series if one or two team members do

not report on time. If the Victory Ceremony is scheduled after the finals competition, all athletes must report with a national team uniform appropriate for a Victory Ceremony. Juries must complete equipment checks during the reporting period and as quickly as possible after the athlete reports. Team members and their coaches must be allowed to place their rifles or pistols on their assigned firing points in the FOP at least 18 minutes before the scheduled start time. Teams and their coaches must be assembled in firing point order for the call to the line at least twelve (12) minutes before the scheduled start time.

12.3.7. Call to line

The CRO will call all athletes in the Final to the firing line by commanding **“ATHLETES TO THE LINE.”** All athletes must pause on the firing line and turn to face the spectators as the CRO announces **“LADIES AND GENTLEMEN, PLEASE WELCOME THE ATHLETES IN THE (10M METER AIR RIFLE/AIR PISTOL) MIXED TEAM FINAL.”** After pausing for applause, the CRO will command **“TAKE YOUR POSITIONS.”** The athletes must then turn and go directly to their assigned firing points.

12.3.8. Preparation and Sighting Time

After one (1) min., the CRO will command **“FIVE (5) MINUTES PREPARATION AND, SIGHING...START.”** After four min. and 30 seconds, the CRO will announce: **“30 SECONDS.”** After five min., the CRO will command **“STOP...UNLOAD.”**

12.3.9. Presentation of Teams in Final

After the command **“STOP UNLOAD,”** Finalists must open their gun actions and insert safety flags. Rifle finalists may remain in position during the presentation, but must lower their rifles from their shoulders, keep them down throughout the presentation and turn towards the spectators. Pistol finalists must lay their pistols down and turn to face spectators for the presentation. A Range Officer must verify that gun actions are open with safety flags inserted. After finalists’ guns are checked, the announcer will introduce the finalists, CRO and Jury Member-in-Charge according to ISSF Rules. After the presentation, the CRO will command **“TAKE YOUR POSITIONS.”**

12.3.10. 5-Shot Competition Series

The finals competition will begin with each team member shooting three (3) 5-shot series (10 total shots per team per series, 30 total shots per team). During each series the two team members must alternate firing shots (see 12.3.3 above) with the athlete on the left shooting first and the athlete on the right second (L-R-L-R-L-R etc.). Both athletes may load and prepare their firing positions after the command **“LOAD,”** but the athlete on the right may not shoot until the athlete on the left has fired. Teams will have 300 seconds to fire 2 x 5 shots. A two (2) point penalty will be deducted from the score of a team that shoots out of order.

12.3.11. 5-Shot Competition Series Procedure

60 seconds after commanding **“TAKE YOUR POSITIONS.”**

The CRO will command **“FOR THE FIRST COMPETITION SERIES...LOAD.”** After 5 seconds, the CRO will command **“START.”**

After 300 seconds or after all finalists have fired five (5) shots, the CRO will command **“STOP.”**

Immediately after the command **“STOP.”** the announcer will give 15-20 seconds of comments on the current ranking of the teams and notable scores. Individual shot scores are not announced.

Immediately after the announcer finishes, the CRO will command **“FOR THE NEXT COMPETITION SERIES...LOAD.”** This sequence will continue until all team members have fired three (3) 5-shot series.

12.3.12. **Single Competition Shots**

After each team has fired 3 x 10 shots (30 shots per team), single competition shots with each team member firing one (1) shot will begin. For each shot, the athlete on the left must shoot first and the athlete on the right second. Teams will have 60 seconds to fire their two single shots. A two (2) point penalty will be deducted from the score of a team that shoots out of order. After each team member has fired two (2) single shots, the first elimination will occur. The place of each team will be decided as follows:

- a) After each team member has fired 17 shots (15 + 2), the fifth place team will be eliminated.
- b) After each team member has fired 19 shots (15 + 2 + 2), the fourth place team will be eliminated.
- c) After each team member has fired 21 shots (15 + 2 + 2 + 2), the third place team will be eliminated and the bronze medal winner decided.
- d) After each team member has fired 24 shots (15 + 2 + 2 + 2 + 3), the gold and silver medal winners will be decided.

12.3.13. **Single Competition Shots Procedure**

Immediately after the announcer finishes commenting on the rankings and scores after the three 5-shot series, the CRO will command **“FOR THE NEXT COMPETITION SHOT...LOAD.”** After 5 seconds, the CRO will command **“START.”**

- a) After 60 seconds or after all finalists have fired one (1) shot, the CRO will command **“STOP.”**
- b) Immediately after the command **“STOP.”** the announcer will give 15-20 seconds of comments on the current rankings of the teams and notable scores. Individual shot scores are not announced.
- c) Immediately after the announcer finishes, the CRO will command **“FOR THE NEXT COMPETITION SHOT...LOAD.”** and this single shot sequence will continue. After all team members have fired two (2) single shots (2 x 17 total shots), the 5th place team is eliminated.
- d) After all remaining team members have fired two (2) additional single shots (2 x 19 total shots); the 4th place team is eliminated.
- e) After all remaining team members have fired two (2) additional single shots (2 x 21 total shots); the 3rd place team is eliminated.
- f) After all remaining team members have fired three (3) additional single shots (2 x 24 total shots); the 1st and 2nd place teams (gold and silver medal winners) are decided.

12.3.14. Tie-Breaking

Ties for a team to be eliminated or to determine gold or silver medal winners will be broken by shoot-offs. Tied teams (both members) must fire additional tie-breaking shots, with the athlete on the left shooting first and the athlete on the right shooting second, until the tie is broken. The CRO will announce **“THERE IS A TIE BETWEEN THE TEAMS FROM (NATION) AND (NATION)”** and then conduct the shoot-off. The time limit for each tie-breaking shot is 60 seconds per team. Ties will be decided by the team totals for the tie-breaking shots.

12.3.15. Finals Completion

If after the 24th shot there are no ties and the gold and silver medal winners are decided, the CRO will command **“STOP...UNLOAD”** and declare **“RESULTS ARE FINAL.”** A Range Officer must verify that gun actions are open with safety flags inserted. The Jury must assemble the three medal winning teams on the FOP and the announcer will recognize the bronze, silver and gold medal winning teams.